

General Catalogue 2023/2024

CONTAINERS AND WAREHOUSES

FROM THE MARKET LEADER!



The Company

40 years of storage space made of steel

As the market leader, BOS Best Of Steel has been working continuously for more than 40 years to optimise solid material storage which is easy to transport. It can be put into use quickly and extended at any time because of its modular construction. A storage solution with sturdy all-round protection and an outstanding cost-benefit ratio. Our claim: we always offer the simplest and most suitable solution for all sorts of different applications.

The **BOS Quick-Build-Container** is at home everywhere, where storage space is needed in a short space of time: extremely quickly assembled, robust and available in many different sizes. The classic in the sector of mobile storage rooms.

For larger storage requirements we have developed the **BOS Quick-Build-Warehouse** – a solid and complete solution, no foundation required and easy to construct.

All this in proven BOS quality with TÜV certified safety and with all the advantages that only the robust material steel can offer.



Certified products provide trust and safety

BEST OF STEEL
■ ■ ■



Contents

CONTAINERS	Quick-Build-Containers	➤ Innovations 2023	3
		➤ Sustainability	4
		➤ RAL Colour Chart	5
		➤ Product advantages	6
		➤ Quick-Build-Container SC3000+	8
		➤ Quick-Build-Container SC3000+ Door systems	10
		➤ Storage Container SC10+ / SC20+ / SC40+	12
		➤ Quick-Build-Container SC3000+ Custom-Made	14
		➤ ThermoSafe TS+	16
		➤ Container Combination SCC2100+ / SCC2400+ coupled side-to-side	18
		➤ Container Combination SCC2100+ / SCC2400+ coupled end-to-end	20
		➤ Engineer's Shelter BPH+	22
		➤ Shelter US10+ / US20+	24
		➤ Mobile Box MB1+ / MB2+	26
		➤ Tool Security Box WSB+	28
		➤ Gas Cylinder Container SGL+	30
WARE- HOUSES	Quick-Build-Warehouses	➤ Product advantages	32
		➤ At a glance	34
		➤ Quick-Build-Warehouse SBH2600 / SBH3200	36
APPLICATIONS / ACCESSORIES	Fields of application	➤ Building Sites	38
		➤ Housing	39
		➤ Storage Space for industry, crafts and trade	39
		➤ Self Storage	40
		➤ References Containers and Warehouses	41
	Accessories / Options	➤ Tidiness and security	44
		➤ Security and comfort	45

Innovations 2023



Assembly video

Page
8

Quick-Build-Container SC3000+

- Numerous upgraded details for greater benefit
- Higher stability and operational safety due to raised floor frame edge
- Optimised door design
- Further increased weather resistance



Page
16

ThermoSafe TS+

The insulated multi-functional container:
Ideally suited as material storage for temperature-sensitive goods, as a building site container or for the self storage industry.

Innovations 2023

Consistent customer orientation, reliability and punctuality as well as a high level of flexibility relating to our products, technical advice and information are the foundations of our company.

Our environmental policy is based on the social and territorial responsibility.

In the whole social sector, the management and the employees are committed to continually work on improving the existent regulations in all facets of environmental protection. The requirements of DIN EN ISO 14001 and the environmental laws and regulations are fulfilled.

Our aim is to protect the environment as a whole and to avoid pollution.

We see the focus of the environmental principles in:

- reduction of consumption/resources
- reduction of waste materials
- promotion of awareness-raising among employees

In the territorial field, the target is to reduce environmental pollution for example noise, or not to exceed the customary standards unless in exceptional cases.

Our containers and warehouses have a very long service life - with practically no wear and tear - and can be almost completely recycled.

“For us, sustainability and responsibility mean in practice a clear conscience and profitability through green action!”

Thomas Bockholt (Sales Manager)

“The good cooperation with customers, suppliers, authorities, employees and the public helps us to continually improve our environmental proficiency.”

Tim Helmers (Storage Technology Sales Manager)

BOS uses an **“Integrative Management System”**, as only certified quality prevails. Permanent monitoring and continuous improvement processes are the cornerstones of the BOS quality.



Quality



Safety



Environment



Energy




RAL Colour Chart

The BOS Quick-Build-Containers and Quick-Build-Warehouses are available in all classic RAL colours.

1000 - Green beige	3013 - Tomato red	6010 - Grass green	7034 - Yellow grey
1001 - Beige	3014 - Antique pink	6011 - Reseda green	7035 - Light grey
1002 - Sand yellow	3015 - Light pink	6012 - Black green	7036 - Platinum grey
1003 - Signal yellow	3016 - Coral red	6013 - Reed green	7037 - Dusty grey
1004 - Golden yellow	3017 - Rose	6014 - Yellow olive	7038 - Agate grey
1005 - Honey yellow	3018 - Strawberry red	6015 - Black olive	7039 - Quartz grey
1006 - Maize yellow	3020 - Traffic red	6016 - Turquoise green	7040 - Window grey
1007 - Daffodil yellow	3022 - Salmon pink	6017 - May green	7042 - Traffic grey A
1011 - Brown beige	3027 - Raspberry red	6018 - Yellow green	7043 - Traffic grey B
1012 - Lemon yellow	3031 - Orient red	6019 - Pastel green	7044 - Silk grey
1013 - Oyster white	4001 - Red lilac	6020 - Chrome green	7045 - Telegrey 1
1014 - Ivory	4002 - Red violet	6021 - Pale green	7046 - Telegrey 2
1015 - Light ivory	4003 - Heather violet	6022 - Olive drab	7047 - Telegrey 4
1016 - Sulfur yellow	4004 - Claret violet	6024 - Traffic green	7048 - Pearl mouse grey
1017 - Saffron yellow	4005 - Blue lilac	6025 - Fern green	8000 - Green brown
1018 - Zinc yellow	4006 - Traffic purple	6026 - Opal green	8001 - Ochre brown
1019 - Grey beige	4008 - Signal violet	6027 - Light green	8002 - Signal brown
1020 - Olive yellow	5002 - Ultramarine blue	6028 - Pine green	8003 - Clay brown
1021 - Colza yellow	5003 - Sapphire blue	6029 - Mint green	8004 - Copper brown
1023 - Traffic yellow	5005 - Signal blue	6032 - Signal green	8007 - Fawn brown
1024 - Ochre yellow	5007 - Brilliant blue	6033 - Mint turquoise	8008 - Olive brown
1027 - Curry	5008 - Grey blue	6034 - Pastel turquoise	8011 - Nut brown
1028 - Melon yellow	5009 - Azure blue	6037 - Pure green	8012 - Red brown
1032 - Broom yellow	5010 - Gentian blue	7000 - Squirrel grey	8014 - Sepia brown
1033 - Dahlia yellow	5011 - Steel blue	7001 - Silver grey	8015 - Chestnut brown
1034 - Pastel yellow	5012 - Light blue	7002 - Olive grey	8016 - Mahogany brown
1037 - Sun yellow	5013 - Cobalt blue	7003 - Moss grey	8017 - Chocolate brown
2000 - Yellow orange	5014 - Pigeon blue	7004 - Signal grey	8019 - Grey brown
2001 - Red orange	5015 - Sky blue	7005 - Mouse grey	8022 - Black brown
2002 - Vermilion	5017 - Traffic blue	7006 - Beige grey	8023 - Orange brown
2003 - Pastel orange	5018 - Turquoise blue	7008 - Khaki grey	8024 - Beige brown
2004 - Pure orange	5019 - Capri blue	7009 - Green grey	8025 - Pale brown
2008 - Bright red orange	5020 - Ocean blue	7010 - Tarpaulin grey	8027 - Leather brown
2009 - Traffic orange	5021 - Water blue	7011 - Iron grey	8028 - Terra brown
2010 - Signal orange	5022 - Night blue	7012 - Basalt grey	9001 - Cream
2011 - Deep orange	5023 - Distant blue	7013 - Brown grey	9002 - Grey white
2012 - Salmon range	5024 - Pastel blue	7015 - Slate grey	9003 - Signal white
3000 - Flame red	6000 - Patina green	7016 - Anthracite grey	9004 - Signal black
3001 - Signal red	6001 - Emerald green	7021 - Black grey	9005 - Jet black
3002 - Carmine red	6002 - Leaf green	7022 - Umbra grey	9010 - White aluminium
3003 - Ruby red	6003 - Olive green	7023 - Concrete grey	9011 - Graphite black
3004 - Purple red	6004 - Blue green	7024 - Graphite grey	9016 - Traffic white
3005 - Wine red	6005 - Moss green	7026 - Granite grey	9017 - Traffic black
3007 - Black red	6006 - Grey olive	7030 - Stone grey	9018 - Papyrus white
3009 - Oxide red	6007 - Bottle green	7031 - Blue grey	9021 - Tar black
3011 - Brown red	6008 - Brown green	7032 - Pebble grey	
3012 - Beige red	6009 - Fir green	7033 - Cement grey	

The colours depicted here are for guidance only and not binding!

Quick-Build-Containers





The proven standard for construction, industry and trade.

PRODUCT ADVANTAGES

- Sturdy, robust, durable and resistant
- Highest industrial safety, certified by TÜV and GS mark
- Protection from burglary and theft via profile cylinder lock and solid shoot bolt
- 4 jack rings and metal runners for easy on-site transportation
- Self assembly option (simple construction kit with detailed instructions)



THE CLASSIC
TAKEN FURTHER:
NO. 1 WORLDWIDE



PERFORMANCE REQUIREMENTS:

You are searching for a universally usable container for every application, on small building sites as well as for industry and crafts: flexible, mobile and yet sturdy and built in lightening speed.

With its detail optimisations, the SC3000+ ensures greater stability and operational reliability as well as further improved weather resistance.

BEST OF STEEL

Made in Germany

Now new!
With raised floor
frame edge and further
improved weather
resistance

Quick-Build-Container SC3000+ (with and without flooring)

THE SOLUTION:

- 4 jack rings for easy on-site transportation, up to 3 tons can be lifted by crane (Exception: LZ version)
- Metal runners for forklift transport and for ground ventilation
- Snow load safety 210kg/m²
- Increase to 300kg/m² possible (only by SE and SZ door arrangements, without GS mark, cannot be craned)
- Sturdy OSB wooden flooring
- Load bearing capacity 500kg/m² (permissible area load)
- Tool-free assembly, simple and quick – with 2 people in just 5 minutes (example 3x2m)

Delivery:

- Flat-packed
- Assembled



Assembly video



Experience containers in 360°

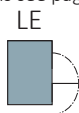


ATTENTION:

Optimised door sizes for SZ and LZ

Door arrangements:

(Details see page 10-11)



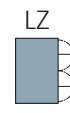
In side wall, single door: 1150x1890mm



In front face, single door: 1150x1890mm



In front face, double door: **1750**x1890 mm



In side wall, double door: **1750**x1890 mm (without TÜV/GS) (not in stock)

SC3000+		1x2	2x2	3x2	4x2	5x2	6x2
Width external/internal (mm)		2100 / 1975	2100 / 1975	2100 / 1975	2100 / 1975	2100 / 1975	2100 / 1975
Depth external/internal (mm)		1100 / 975	2100 / 1975	3100 / 2975	4100 / 3975	5100 / 4975	6100 / 5975
Height external/internal (mm)		2100 / 1935	2100 / 1935	2100 / 1935	2100 / 1935	2100 / 1935	2100 / 1935
Weight (kg)		220	325	410	515	600	705

Bestseller



All containers are also available without flooring for level access.



All containers can also be supplied in a height of 2400mm (see SC3000+ Custom-Made page 14).



SC3000+2x2-SE



SC3000+2x2-SZ



SC3000+3x2-SE



SC3000+3x2-SZ



TOOL-FREE
ASSEMBLY
simple and quick



ASSEMBLY /
DISASSEMBLY
in 5 minutes

ACCESSORIES/OPTIONS:

See page 44-45 for details.

- | | |
|------------------------------|-----------------------------|
| 1 Shelving system | 8 Anti-condensation coating |
| 2 Tool rail | 9 Protective corner covers |
| 3 Clothes rail | 10 Exterior painting |
| 4 Hose and cable suspension | 11 Access ramp |
| 5 Burglar protection | 12 Electrical package |
| 6 Anti-theft security bar | 13 Light panel in the roof |
| 7 VdS approved security lock | 14 Sliding window |

FIELDS OF APPLICATION:

See page 38-40 for details.



Building Sites



Storage Space



Self Storage



Storage Management

**HIGH STABILITY
AND SAFETY**



BEST OF STEEL



Made in Germany


Quick-Build-Container SC3000+ Door systems

CHOICE OF DOOR SYSTEM:

There are different door systems available for the SC3000. The versions SZ and SE are mounted in the front face, the versions LE and LZ are integrated in the side wall. All four corners of the container can be equipped with BOS protective corner covers. These offer increased stability and security, especially for the tough 'everyday life' on construction sites.

Quick-Build-Container SC3000+

Door systems

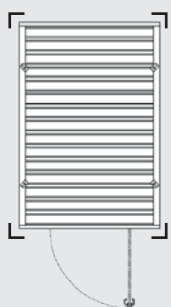


SZ

- In front face
- Double door
- 1750 x 1890 mm
- Optional: 2 protective corner covers

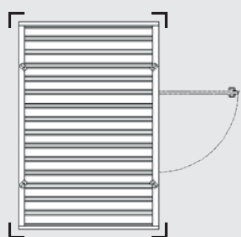
ATTENTION:

Optimised door sizes



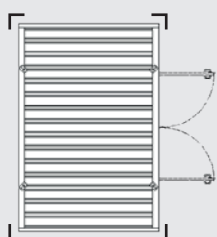
SE

- In front face
- Single door
- 1150 x 1890 mm
- Optional: 4 protective corner covers



LE

- In side wall
- Single door
- 1150 x 1890 mm
- Optional: 4 protective corner covers



LZ

- In side wall
- Double door
- 1750 x 1890 mm
- Optional: 4 protective corner covers

ATTENTION:

Optimised door sizes



THE BETTER
ALTERNATIVE TO A
SEA CONTAINER



PERFORMANCE REQUIREMENTS:

A large, inexpensive storage space is required for industry, crafts and trade as a better alternative to a sea container- robust and movable when necessary.

BEST OF STEEL

Made in Germany

Storage Container SC10+ / SC20+ / SC40+

THE SOLUTION:

- 4 jack rings for easy transportation, up to 3 tons can be lifted by crane (SC10+ / SC20+)
- Metal runners for forklift transport (SC10+ / SC20+) and for ground ventilation
- Snow load safety 210kg/m² (SC10+ / SC20+)
- Sturdy OSB wooden flooring
- Load bearing capacity 500kg/m² (permissible area load)
- Tool-free assembly, simple and quick – with 2 people in just 10 minutes (example SC10+)
- Protective corner covers for additional stability

Delivery:

- Flat-packed
- Assembled (SC10+ and SC20+)



Assembly video



(SC10+ / SC20+)

Door arrangements:

ATTENTION:

Optimised door sizes for SZ

SE



In front face, single door: 1150x2235 mm

SZ



In front face, double door: **1950**x2235 mm

SC		10+	20+	40+ (= 2xSC20+, joined)
Width external/internal (mm)		2300 / 2175	2300 / 2175	2300 / 2175
Depth external/internal (mm)		3100 / 2975	6100 / 5975	12200 / 12075
Height external/internal (mm)		2445 / 2280	2445 / 2280	2445 / 2280
Height lower edge of roof in coupling section (mm)		–	–	2220
Weight (kg)		475	810	1505



Version SC10+SE



Version SC10+SZ



TOOL-FREE
ASSEMBLY
simple and quick



ASSEMBLY /
DISASSEMBLY
in 10 minutes

ACCESSORIES/OPTIONS:

See page 44-45 for details.

- | | |
|------------------------------|-----------------------------|
| 1 Shelving system | 8 Anti-condensation coating |
| 2 Tool rail | 10 Exterior painting |
| 3 Clothes rail | 11 Access ramp |
| 4 Hose and cable suspension | 12 Electrical package |
| 5 Burglar protection | 13 Light panel in the roof |
| 6 Anti-theft security bar | 14 Sliding window |
| 7 VdS approved security lock | |

FIELDS OF APPLICATION:

See page 38-40 for details.



Building Sites



Storage Space



Self Storage



Storage Management




Tyre Storage

CUSTOM-MADE



BEST OF STEEL



Made in Germany

Illustration
with optional paint finish

PERFORMANCE REQUIREMENTS:

You need an **individual container** for your **specific needs**, for example with particular dimensions or equipment requirements for special purposes.

Length, width and height- all according to your wishes!





Quick-Build-Container SC3000+ Custom-Made (with and without flooring)

THE SOLUTION:

- Non-standard sizes are available in steps of +/-200mm in depth and width
- Special heights and customised accessories can also be supplied
- The door arrangement is individually possible in the front and side walls



Assembly video

	Door arrangements:	SE  In front face, single door, variable	SZ  In front face, double door, variable	LE  In side wall, single door, variable	LZ  In side wall, double door, variable
SC3000+ Custom-Made					
Width (mm)	700 to 2900				
Depth (mm)	700 to 6100				
Height (mm)	1600 / 2100 / 2400 / 2600				

✓ All containers are also available without flooring for level access.



Balcony containers provide extra space where housing is confined



Slim design container



Can be lifted by crane on building sites









Custom-made container with ventilation apertures

ACCESSORIES/OPTIONS: See page 44-45 for details.

- | | |
|------------------------------|-----------------------------|
| 1 Shelving system | 8 Anti-condensation coating |
| 2 Tool rail | 9 Protective corner covers |
| 3 Clothes rail | 10 Exterior painting |
| 4 Hose and cable suspension | 11 Access ramp |
| 5 Burglar protection | 12 Electrical package |
| 6 Anti-theft security bar | 13 Light panel in the roof |
| 7 VdS approved security lock | 14 Sliding window |

FIELDS OF APPLICATION: See page 38-40 for details.

- | | |
|---|--------------------|
|  | Building Sites |
|  | Housing |
|  | Storage Space |
|  | Self Storage |
|  | Storage Management |
|  | Tyre Storage |



PERFORMANCE REQUIREMENTS:

What is needed is a **multifunctional storage container** for temperature-sensitive goods, for drinks and interim storage, for the storage of household goods and furniture, for storing documents/archiving, as a classic building site container or for the self storage industry.


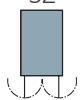
ThermoSafe TS+

THE SOLUTION:

- 40mm PUR sandwich panels in walls and roof, encased in galvanized and painted covering shells
- Fully galvanized, welded and painted steel frame construction
- High quality wooden floor with PVC flooring
- Load capacity 200kg/m² (permissible area load)
- Insulated aluminium door with high quality seal
- Snow load safety 125kg/m²
- High anti-theft protection via mortise lock and profile cylinder
- Integrated jack rings for easy transportation (can be lifted by crane when empty)
- Forklift pockets for transport

Delivery:

- Assembled

		Door arrangements:		
		SE		SZ
				
		In front face, single door: 1050x2200 mm		In front face, double door: 2050x2200 mm
TS+		3x2	4x2	6x2
Width external/internal	(mm)	2420 / 2250	2420 / 2250	2420 / 2250
Depth external/internal	(mm)	3090 / 2920	4090 / 3920	6090 / 5920
Height external/internal	(mm)	2480 / 2200	2480 / 2200	2480 / 2200
Weight	(kg)	690	810	1080



Wall convector








Sliding window 760x1020mm with grille







Electrical package (10W LED light with switch, 16A Schuko plug, fuse box, outdoor connection and earth cable)

ACCESSORIES/OPTIONS:

-  Wall convector
-  Sliding window
-  Electrical package
-  Insulated floor
-  Double leaf door 1800x2200mm

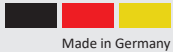
FIELDS OF APPLICATION: See page 38-40 for details.

-  Building Sites
-  Storage Space
-  Self Storage
-  Storage Management

SPACE MIRACLE
Up to 30m²



BEST OF STEEL



Made in Germany

PERFORMANCE REQUIREMENTS:

Your space requirement is **up to 30m²**, making it too much for a normal container. At the same time you want a low-cost and **movable** at anytime storage concept with a high cost-benefit ratio. You can also use the ContainerCombination as a mini warehouse.






ContainerCombination coupled side-to-side SCC2100+ / SCC2400+ (with and without flooring)






THE SOLUTION:

- Stable and rigid construction, based on the Quick-Build-Container SC3000+
- Metal runners for ground ventilation
- Sturdy OSB wooden flooring
- Load bearing capacity 500kg/m² (permissible area load)
- The assembly is as for the Quick-Build-Container – simple and fast
- Protective corner covers for additional stability

Delivery:

- Flat-packed

<div><div>2100 mm height</div><div></div><div>SCC2100+</div></div> <div><div>ATTENTION:</div><div>Optimised door sizes for LZ</div></div>	<div><div>Door arrangements:</div><div><div><div>LE</div><div></div><div>In side wall, single: 1150x1890mm</div></div><div><div>LE</div><div></div><div>In side wall, single: 1150x1890mm</div></div><div><div>LZ</div><div></div><div>In side wall, double: 1750x1890mm</div></div><div><div>LZ</div><div></div><div>In side wall, double: 1750x1890mm</div></div></div></div>					
SCC2100+ side-to-side	3x4	3x6	4x4	4x6	5x4	5x6
Width external/internal (mm)	4200 / 4075	6300 / 6175	4200 / 4075	6300 / 6175	4330 / 4205	6560 / 6435
Depth external/internal (mm)	3100 / 2975	3100 / 2975	4100 / 3975	4100 / 3975	5100 / 4975	5100 / 4975
Height external/internal (mm)	2100 / 1935	2100 / 1935	2100 / 1935	2100 / 1935	2315 / 1935	2315 / 1935
Height lower edge of roof in coupling section (mm)	1775	1775	1705	1705	1875	1875
Weight (kg)	725	1025	910	1295	1130	1645





<div><div>2400 mm height</div><div></div><div>SCC2400+</div></div> <div>ATTENTION: Optimised door sizes for LZ</div>	<div>Door arrangements:</div> <div><div><div>LE</div><div></div><div>In side wall, single: 1150x2235mm</div></div><div><div>LE</div><div></div><div>In side wall, single: 1150x2235mm</div></div><div><div>LZ</div><div></div><div>In side wall, double: 1750x2235 mm</div></div><div><div>LZ</div><div></div><div>In side wall, double: 1750x2235mm</div></div></div>					
SCC2400+ side-to-side	3x4	3x6	4x4	4x6	5x4	5x6
Width external/internal (mm)	4200 / 4075	6300 / 6175	4200 / 4075	6300 / 6175	4330 / 4205	6560 / 6435
Depth external/internal (mm)	3100 / 2975	3100 / 2975	4100 / 3975	4100 / 3975	5100 / 4975	5100 / 4975
Height external/internal (mm)	2445 / 2280	2445 / 2280	2445 / 2280	2445 / 2280	2660 / 2280	2660 / 2280
Height lower edge of roof in coupling section (mm)	2120	2120	2050	2050	2220	2220
Weight (kg)	770	1085	960	1360	1190	1715

 **All containers are also available without flooring for level access.**

ACCESSORIES/OPTIONS: See page 44-45 for details.

- | | |
|-------------------------------------|------------------------------------|
| 1 Shelving system | 8 Anti-condensation coating |
| 2 Tool rail | 10 Exterior painting |
| 3 Clothes rail | 11 Access ramp |
| 4 Hose and cable suspension | 12 Electrical package |
| 5 Burglar protection | 13 Light panel in the roof |
| 6 Anti-theft security bar | 14 Sliding window |
| 7 VdS approved security lock | |

FIELDS OF APPLICATION: See page 38-40 for details.

-  Building Sites
-  Storage Space
-  Self Storage
-  Storage Management



PERFORMANCE REQUIREMENTS:

You have to store long objects (e.g. pipes) and are searching for an **easily relocatable** solution with a depth of **up to 12m**. At the same time you want a **cost-effective** and **safe** storage location with a high benefit/cost ratio. You can also use the ContainerCombination as a mini warehouse.

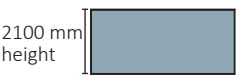
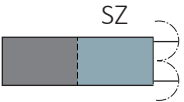
ContainerCombination coupled end-to-end SCC2100+ / SCC2400+ (with and without flooring)


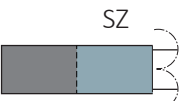
THE SOLUTION:

- Stable and rigid construction, based on the Quick-Build-Container SC3000+
- Metal runners for ground ventilation
- Sturdy OSB wooden flooring
- Load bearing capacity 500kg/m² (permissible area load)
- The assembly is as for the Quick-Build-Container – simple and fast
- Protective corner covers for additional stability

Delivery:

- Flat-packed

<p>Measurements in mm</p>  <p>2100 mm height</p> <p>SCC2100+</p>	<p>Door arrangements:</p>  <p>ATTENTION: Optimised door sizes for SZ</p> <p>In side wall, double: 1750x1890 mm</p>						
SCC2100+ end-to-end	6x2	7x2	8x2	9x2	10x2	11x2	12x2
Width external/internal	2100/1975	2100/1975	2100/1975	2100/1975	2100/1975	2100/1975	2100/1975
Depth external/internal	6200/6075	7200/7075	8200/8075	9200/9075	10200/10075	11200/11075	12200/12075
Height external/internal	2100/1935	2100/1935	2100/1935	2100/1935	2100/1935	2100/1935	2100/1935
Height lower edge of roof in coupling section	1875	1875	1875	1875	1875	1875	1875
Weight (kg)	750	855	965	1050	1135	1245	1350





<p>Measurements in mm</p>  <p>2400 mm height</p> <p>SCC2400+</p>	<p>Door arrangements:</p>  <p>ATTENTION: Optimised door sizes for SZ</p> <p>In side wall, double: 1750x2235 mm</p>						
SCC2400+ end-to-end	6x2	7x2	8x2	9x2	10x2	11x2	12x2
Width external/internal	2100/1975	2100/1975	2100/1975	2100/1975	2100/1975	2100/1975	2100/1975
Depth external/internal	6200/6075	7200/7075	8200/8075	9200/9075	10200/10075	11200/11075	12200/12075
Height external/internal	2445/2280	2445/2280	2445/2280	2445/2280	2445/2280	2445/2280	2445/2280
Height lower edge of roof in coupling section	2220	2220	2220	2220	2220	2220	2220
Weight (kg)	810	920	1030	1125	1215	1325	1440

✓ All containers are also available without flooring for level access.

ACCESSORIES/OPTIONS: See page 44-45 for details.

- | | |
|------------------------------|-----------------------------|
| 1 Shelving system | 8 Anti-condensation coating |
| 2 Tool rail | 10 Exterior painting |
| 3 Clothes rail | 11 Access ramp |
| 4 Hose and cable suspension | 12 Electrical package |
| 5 Burglar protection | 13 Light panel in the roof |
| 6 Anti-theft security bar | 14 Sliding window |
| 7 VdS approved security lock | |

FIELDS OF APPLICATION: See page 38-40 for details.

- | | |
|---|--------------------|
|  | Building Sites |
|  | Storage Space |
|  | Self Storage |
|  | Storage Management |

BEST OF STEEL
Made in Germany



PERFORMANCE REQUIREMENTS:

You are looking for a mini-office on the building site for architects and site managers which is a safe storage place for plans and drawings at the same time.


Engineer's Shelter BPH+


THE SOLUTION:

- A door catch prevents the door from slamming
- 4 jack rings for easy transportation
- Can be lifted by crane when empty
- Forklift pockets for transport
- Sturdy OSB wooden flooring
- Load bearing capacity 500kg/m² (permissible area load)
- Protective corner covers for additional stability

Delivery:

- Assembled

ATTENTION: Optimised door sizes	Door arrangements:  <p>Roof overhang: 1x2 m, double door: 1750x1890 mm</p>	
	Width external/internal (mm)	2100 / 1975
Depth external/internal (mm)	1100 / 975 (2100mm incl. roof overhang)	
Height external/internal (mm)	2080 / 1935	
Weight (incl. accessories) (kg)	280	



Drawing board with 1 shelf






Drawing shelf

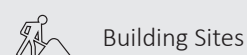


Light panel in the roof

ACCESSORIES/OPTIONS: See page 44-45 for details.

- | | |
|------------------------------|--|
| 5 Burglar protection |  Drawing board with 1 shelf |
| 6 Anti-theft security bar |  Drawing shelf |
| 7 VdS approved security lock |  Light panel in the roof |
| 8 Anti-condensation coating | |
| 10 Exterior painting | |
| 11 Access ramp | |
| 12 Electrical package | |

FIELDS OF APPLICATION: See page 38-40 for details.



Building Sites

BEST OF STEEL
Made in Germany



PERFORMANCE REQUIREMENTS:

What is wanted is a shelter that **protects against wind and weather** while being **freely accessible**. It should be practical and generously sized and suitable for the storage of materials, equipment, vehicles or as a shelter for people and animals.

Shelter US10+ / US20+

THE SOLUTION:

- Floor-level, threshold-free access
- Ground fastening with ground nails
- Ground fastening with dowels on foundation as option
- Assembly simple and fast without special tools
- Protective corner covers for additional stability

Delivery:

- Flat-packed

US	US10+	US20+
Width external/internal (mm)	2300 / 2175	2300 / 2175
Depth external/internal (mm)	3100 / 2975	6100 / 5975
Height external/internal (mm)	2380 / 2340	2380 / 2340
Entrance height (supports) (mm)	2140	2140
Weight (kg)	340	530



US20+ as a combi-shelter for waste containers and bicycles



US20+ for housing wire mesh crates – quicker access with fork-lift or pallet trucks







US20+ as a shelter for bicycles

ACCESSORIES/OPTIONS: See page 44-45 for details.

- | | |
|-------------------|-----------------------------|
| 1 Shelving system | 4 Hose and cable suspension |
| 2 Tool rail | 8 Anti-condensation coating |
| 3 Clothes rail | 10 Exterior painting |

FIELDS OF APPLICATION: See page 38-40 for details.

-  Building Sites
-  Housing
-  Storage Space
-  Storage Management

BEST OF STEEL

 Made in Germany



PERFORMANCE REQUIREMENTS:

What is needed is a **lockable, mobile storage cupboard or tool trolley** which provides weather, material and theft protection – in particular on large building sites with several floors, but also in workshops and factories. For daily use it must be especially robust and secure.

Mobile Box MB1+ / MB2+

THE SOLUTION:

- 4 jack rings as standard. Can be lifted by crane: MB1+ up to 300kg, MB2+ up to 600kg
- Metal runners for safe forklift transport and for ground ventilation
- Protective corner covers for additional stability
- Snow load safety 210kg/m²
- Sturdy OSB wooden flooring
- Load bearing capacity 500kg/m² (permissible area load)

Delivery:

- Assembled

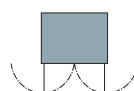


ATTENTION:
Optimised door sizes

Door
arrangements:



Single door,
750x1390mm



Double door,
1750x1390mm

MB	MB1+	MB2+
Width external/internal (mm)	1100 / 975	2100 / 1975
Depth external/internal (mm)	700 / 575	700 / 575
Height external/internal (mm)	1600 / 1435	1600 / 1435
Height with castors external/internal (mm)	1795 / 1435	1795 / 1435
Weight (kg)	100	160



Swivel and fixed castors:
load 300kg/castor



Version MB1+



Version MB2+

ACCESSORIES/OPTIONS:
See page 44-45 for details.

- | | |
|-------------------------------|---------------------------------------|
| 1 Shelving system | 6 Anti-theft security bar |
| 2 Tool rail | 7 VdS approved security lock for MB2+ |
| 3 Clothes rail | 8 Anti-condensation coating |
| 4 Hose and cable suspension | 10 Exterior painting |
| 5 Burglar protection for MB2+ | ↗ Swivel and fixed castors |

FIELDS OF APPLICATION:
See page 38-40 for details.

- | | |
|--|--------------------|
| | Building Sites |
| | Storage Space |
| | Self Storage |
| | Storage Management |

THE SAFE

BEST OF STEEL



Made in Germany



PERFORMANCE REQUIREMENTS:

For the **safe storage** of personal tools, small appliances and general equipment, a storage facility is needed which can be used on lorries, vans, trailers, flatbed vehicles or directly on the building site. A high level of theft, weather and material protection as well as simple loading are essential requirements.

Tool Security Box WSB+

THE SOLUTION:

- As a 'safe' for valuable tools and appliances
- Can be firmly attached to the vehicle
- Gas struts prevent slamming of the lid
- Transport of the box:
 - manual (4 handles)
 - forklift truck (forklift pockets, also for ventilation)
 - crane (4 jack rings), can be lifted by crane up to 250kg permissible total weight
- Protective corner covers for additional stability
- Sturdy OSB wooden flooring
- Load bearing capacity 500kg/m² (permissible area load)

Delivery:

- Assembled

WSB+		
Width external/internal	(mm)	1900 / 1770
Depth external/internal	(mm)	700 / 570
Height external/internal	(mm)	875 / 750
Weight	(kg)	105



2 optional discus locks



Typical on a building site:
a WSB+ on a utility vehicle

ACCESSORIES/OPTIONS:
See page 44-45 for details.

10 Exterior painting

↗ 2 discus locks

FIELDS OF APPLICATION:
See page 38-40 for details.



Building Sites



Storage Management



BEST OF STEEL



Made in Germany

PERFORMANCE REQUIREMENTS:

An economical and safe storage solution is required for the legally compliant storage of gas cylinders.

Gas Cylinder Container SGL+






THE SOLUTION:

- Holding brackets and straps protect the gas cylinders from falling over
- 4 jack rings for easy transportation
- Can be lifted by crane when empty
- Metal runners for safe forklift transport and for ground ventilation
- Grate floor for natural ventilation
- Load bearing capacity 500kg/m² (permissible area load)

Delivery:

- Assembled

❗ TRGS 510 regulates the storage of gas cylinders. It states, among other things, that gas cylinders must be stored on level ground and secured against falling over. For this purpose, lashing straps can be used for example (included in the scope of delivery).

Door arrangements:		SE	SZ	SZ	LE/LE	LZ/LZ
ATTENTION: Optimised door sizes for SZ		 1x single door: 1305x1890mm	 1x double door: 1750 x1890mm	 1x double door: 1750 x1890mm	 2x single doors: 1305x1890mm	 2x double doors: 1750x1890mm
SGL+		1,5x1,5	1x2	2x2	3x2	4x2
Width external/internal	(mm)	1500 / 1375	2100 / 1975	2100 / 1975	2100 / 1975	2100 / 1975
Depth external/internal	(mm)	1500 / 1375	1100 / 975	2100 / 1975	3100 / 2975	4100 / 3975
Height external/internal	(mm)	2100 / 1935	2100 / 1935	2100 / 1935	2100 / 1935	2100 / 1935
Storage capacity	(Amount)					
• 5kg (Ø 230mm)		32	32	75	104	149
• 11kg (Ø 300mm)		18	18	42	58	90
• 33kg (Ø 320mm)		16	18	39	60	81
• 50kg (Ø 230mm)		32	32	75	104	149
Weight (incl. accessories)	(kg)	240	240	350	500	650

 **All Gas Cylinder Containers are also available without flooring for level access.**



SGL+ 1,5x1,5 SE



SGL+ 1x2 SZ



SGL+ 3x2 LE/LE



SGL+ 4x2 LZ/LZ

ACCESSORIES/OPTIONS:
See page 44-45 for details.

- 6** Anti-theft security bar
- 10** Exterior painting
- 11** Access ramp

FIELDS OF APPLICATION:
See page 38-40 for details.



Storage Space

Quick-Build-Warehouses





The proven standard for construction, industry and trade.

PRODUCT ADVANTAGES

- Simple assembly in a very short time
- Demountable at any time for relocation
- Verifiable structural analysis according to Eurocode 3



ASSEMBLY IN JUST
A FEW HOURS
quick & easy



DIN EN 1090
REG.-NR. 0114502



Quick-Build-Warehouses

At a glance

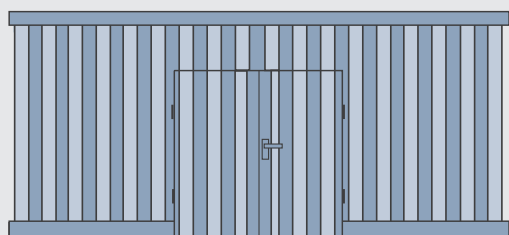
The right warehouse for every area of application

SBH2600

Height 2.60m

➤ Width: 4 to 7m

➤ Depth: 4 to 30m



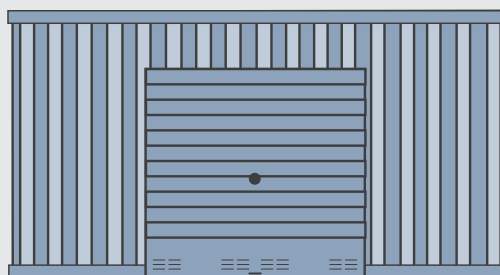
The roller shutter and door arrangements shown are examples only.

SBH3200

Height 3.20m

➤ Width: 4 to 7m

➤ Depth: 4 to 30m



! Tip: The ContainerCombination SCC2100+/SCC2400+ is also suitable for use as a mini warehouse (Pages 18 to 21).

Assembly



Simply build it yourself ...

Save money by assembling your new warehouse yourself. We help by providing detailed and illustrated assembly instructions and exact, prefabricated parts.



... or have it built for you!

The Quick-Build-Warehouse SHB 3200 7x14m assembly needs four people and one day. If you don't have the time, our professional assembly team can do it quickly for you – at a fixed price!

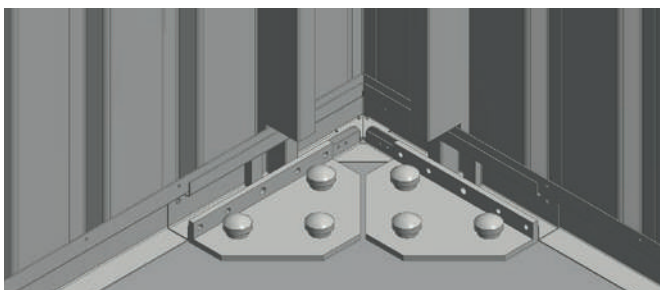
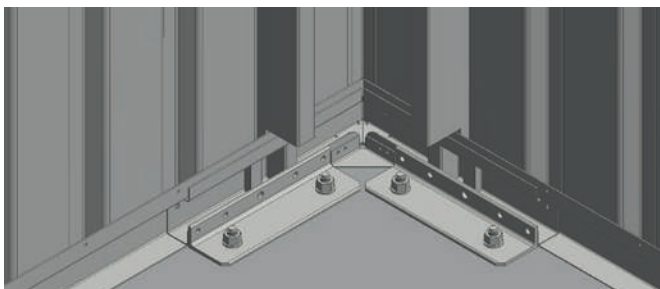
Quick-Build-Warehouses

At a glance



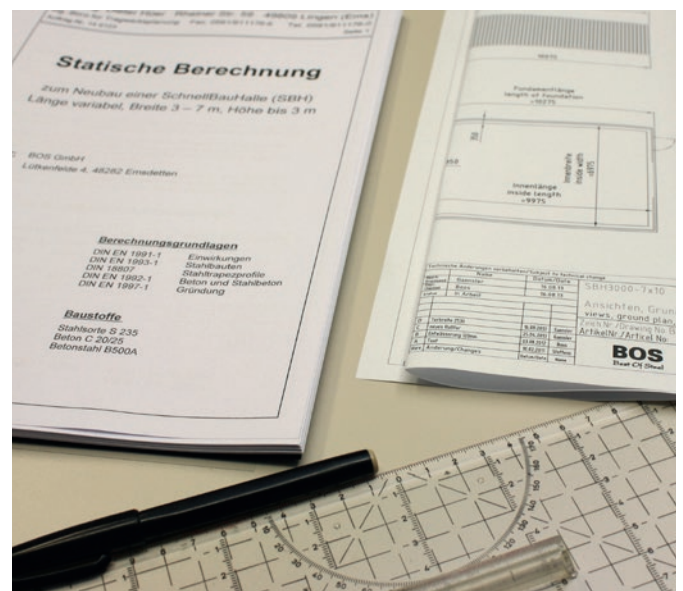
Individual expansion

We would be happy to inform you whether your existing Quick-Build-Warehouse can be extended. Please contact us!



Ground anchorage with dowels (top) or ground nails (bottom)

- Ground anchorage with dowels on foundation
- Alternatively, cost-effective ground anchorage with ground nails




Planning permission and the necessary forms

You receive a verifiable structural analysis according to Eurocode 3 as well as view drawings with foundation plan.

OUR BESTSELLER



BEST OF STEEL



Made in Germany

Illustration: SBH3200-5x6

PERFORMANCE REQUIREMENTS:

You are looking for a **cost-effective and variable warehouse** with extra headroom, which can be built with or without foundation and modularly expanded later.

Quick-Build-Warehouse SBH2600 / SBH3200

THE SOLUTION:

- Can be extended in length at any time in modular 2m steps
(Subject to technical change)
- Ground anchorage with ground nails
- Optional ground anchorage with dowels on foundation
- Verifiable structural analysis according to Eurocode 3 included
- Snow load safety of up to 320kg/m² depending on warehouse size
- Protective corner covers for additional safety
- Cost-effective self-assembly or, on request, full or supervised assembly service




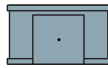

ASSEMBLY IN JUST
A FEW HOURS
quick & easy



DIN EN 1090
REG.-NR. 0114502



		<div>Door</div> <div></div> <div>Double door: 2 x 2.2m</div>			
Features:					
SBH2600					
Width	(m)	4.1 <small>(Roller shutter and door measurements on request)</small>	5.1	6.1	7.1
Depth	(m)	4.1 to 30.1 <small>(can be extended in modular 2.0m steps)</small>			
Height	(m)	2.625			


		<div>Roller shutter & door</div> <div></div> <div>Roller shutter: 2.6 x 2.5m Door: in side wall, single door, 1.0 x 2.2m</div>				<div>Door</div> <div></div> <div>Door: double door, 2.3 x 2.4m or 2.6 x 2.7m</div>	
Features:							
SBH3200							
Width	(m)	4.1 (Roller shutter and door measurements on request)	5.1	6.1	7.1		
Depth	(m)	4.1 to 30.1 (can be extended in modular 2.0m steps)					
Height	(m)	3.225					



ACCESSORIES/OPTIONS: See page 44-45 for details.

- | | |
|-------------------------------------|---|
| 5 Burglar protection | 12 Electrical package |
| 6 Anti-theft security bar | 13 Light panel in the roof |
| 7 VdS approved security lock | 14 Sliding window |
| 8 Anti-condensation coating | 15 Additional side entrance door |
| 10 Exterior painting | |

FIELDS OF APPLICATION: See page 38-40 for details.

-  Building Sites
-  Housing
-  Storage Space
-  Self Storage
-  Tyre Storage

Fields of application

Containers and Warehouses



Building Sites

For safe storage of material and appliances on the building site. Highest stability for every day life in construction.



Building site container



Building site container



With 4 standard jack rings, up to 3 tons can be lifted by crane



Maintenance hangar

Fields of application

Containers and Warehouses



Housing – Can be used indoors and outdoors as well as being portable

Machines, materials and people are superbly protected from environmental influences with BOS housing.



Gas pump housing



Housing for an external control centre



Storage Space for industry, crafts and trade

Storage space at any time and any place- with highly flexible BOS storage containers and warehouses from 2 to 200m².



Storage space for tyres: individually upgradable with commercially available shelving systems



Storage space for beverages

Fields of application

Containers and Warehouses



Self Storage

BOS storage boxes and warehouses are ideally suitable for Self Storage- inside and outside. Extra rental space is created with very little effort.



Up to 3 Storage Boxes can be stacked on top of each other



Self Storage as additional rental space



Self Storage Space



Mobile use of the Storage Box – loading and unloading directly on the customer's doorstep



Storage Boxes in a former underground car park – central and easily accessible

**Further information and more
about the use of our containers
can be found here:**



References

Containers and Warehouses



Shelter at the Skatepark Emsdetten/Germany



SC3000 as storage space for a kite school



SC3000 as a sales booth



SC3000 as a motorbike garage



Container as storage space at an Open Air Festival



Container as a sales booth in Australia

References

Containers and Warehouses



SC3000 on a construction site



SC3000 as an equipment shed



SC3000 with wood panelling



ContainerCombination SCC2400 in a park as storage



SC3000 as housing for a power distribution box




SBH2600 in a garden as a tool and storage room

References

Containers and Warehouses



SC3000-4x2LZ as a tool shed



SCC2100-12x2 for pipe storage



SC3000-3x2SZ without flooring, level access e.g. with a forklift or pallet truck



SC3000-1x2SZ as a tool box in a garage



SC3000-1x2 can be relocated at any time



SC3000-6x2SZ as storage space

Accessories/Options

Containers and Warehouses

TIDINESS



Shelving system
3 levels, 1/2/3m lengths, 420mm depth. From galvanized steel, load bearing capacity of 50kg per shelf bracket. Adjustable in height in 100mm steps.

	Height 2100mm	Height 2400mm
1m	ZRS210-3-1-420	ZRS240-3-1-420
2m	ZRS210-3-2-420	ZRS240-3-2-420
3m	ZRS210-3-3-420	ZRS240-3-3-420



Tool rail
Slot-in, galvanized tool rail for spades, shovels, brooms etc.

Article no.: ZGL-C



Clothes rail
Slot-in, galvanized steel rail with 5 hooks for clothing, hats etc.

Article no.: ZKHL-C



Hose and cable suspension
Slot-in, galvanized steel half shell for garden hoses, cables etc.

Article no.: ZSKA

SECURITY



Burglar protection
Retrofittable security system including padlock for BOS Containers/Quick-Build-Warehouses from 2010 onwards.

Article no.:
ZEBS-1 (single door)
ZEBS-2 (double door)



Anti-theft security bar
Retrofittable security bar for single and double doors in solid steel with padlock.

Article no.: ZDSV-1-W (single door)
Article no.: ZDSV-2-1750 (double door 1750mm)
Article no.: ZDSV-2 (double door 1950mm)



VdS approved security lock
Meets the special requirements of insurance companies.

For double doors.

Article no.: ZEBS-2VDS



Accessories and options for Quick-Build-Containers

Accessories/Options

Containers and Warehouses

SECURITY



8

Anti-condensation coating
The pre-applied coating on the underside of the roof absorbs humidity protecting stock effectively from condensation.

Article no.: ZAKW



9

Protective corner covers
Corner covers provide additional theft and collision protection as well as increased stability.

Article no.: ZSE-2100
(per piece)

COMFORT



10

Exterior painting
Finish with 2K layer thickness. Available in all RAL colours.

Article no.: ZAL



11

Access ramp
Suitable for single and double doors. Made of non-slip aluminium-duet-sheeting. 870x1460mm, load 250kg.


Article no.: ZAFR-920



12

Electrical package FutureBall
Can be hung on the wall or ceiling using mounted magnets. Foldable hooks for optional suspension. SMD-LED light, 5m connecting cable with earthing contact plug, plug socket, on/off switch.

Article no.: ZEP



13

Light panel in the roof
A light panel in the roof provides light without using electricity (for containers 1x2m, for warehouses 2x2m).

Article no.: ZDLD-1x2
Article no.: ZDLD-2x2



14

Sliding window in high grade plastic
Sliding window (750 x 850mm) with single glazing and interior lock (as burglar protection) and shutters with magnetic catches (for securing when open).

Article no.: ZSFG



15

Additional side entrance door
Galvanized single steel door, 950x2200mm (WxHt).

Article no.: ZNET-1,0x2,2

Competence and know-how – that you can count on

Customers all over the world have relied on our experience and quality standards for more than 40 years. Quick-Build-Containers and Warehouses from BOS Best Of Steel solve storage problems in the shortest time, are TÜV tested and guarantee a high level of work and operational safety. We focus on fast and simple assembly, high quality materials and a robust construction.

Proven Best-Point Technology – the material surface remains undamaged

At BOS only galvanized fine sheet steel is used. Building components are joined together using a unique connecting technology.

In contrast to conventional production methods, the protective zinc coating is not damaged.

A 10 year anti-corrosion guarantee is given on the Best-Point Joints.

In our business field 'Steel Frames' we have been producing door frames in steel for more than 55 years – repeatedly awarded for outstanding design: www.BestOfSteel.de



BOS GmbH Best Of Steel
Lütkenfelde 4, D-48282 Emsdetten

Phone: +49 (0)2572 203-170
Fax: +49 (0)2572 203-179
E-Mail: Container@BestOfSteel.de
Web: www.Container-BestOfSteel.de



Quality



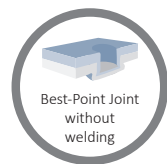
Environment



Safety



Energy



www.gerbercom.de | September 2023
Subject to change | DSWEO246



Your distributor: